

7'x16' Rock Solid Cargo Enclosed Cargo



\$7,573

Stock #: 11332

VIN: 7H2BE1625TD064156

Category: Enclosed Cargo

Cond.: New

Year: 2026

Make: Rock Solid Cargo

Model: 7 X 16 TA

Color: Silver Frost

Width: 7' **Length:** 16'

GVWR: 7K

ADDITIONAL DETAILS: Height: 6' 3", Weight: 2,260, Axles: 2, Pull Type: Bumper, Construction: Steel, Features: .080 Exterior Siding, ATP Front and Rear Corners, Roof Vent, Semi Screwless - Seams Only

7'x16' Rock Solid Cargo 7 X 16 TA Enclosed Cargo

This trailer features a sleek and durable exterior with .080 exterior siding, providing a smooth finish with semi-screwless seams for a clean look. The ATP front and rear corners and headers add extra protection and a polished appearance.

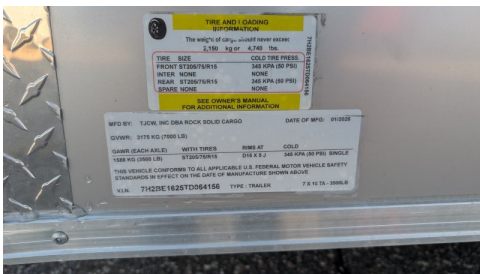


We've partnered directly with the manufacturer to help them clear out specific inventory, and the savings are being passed directly to you. These trailers are arriving at our Clearwater lot with one goal: to move fast. The Deal: Pricing has been 'blown out' far below standard retail.

The Stock: These units feature different specifications than our signature 5wtrailers line, allowing us to offer them at a price point we rarely see.

The Catch: Once they're gone, they're gone. These are not part of our standard year-round inventory.

24" ON CENTER ROOF

#11332 Continued ...



TIRE AND T CADING INFORMATION
 The weight of cargo should never exceed:
 2,100 kg or 4,700 lbs

TIRE SIZE	COLD TIRE PRESS.
FRONT: ST205/75R15	345 KPA (50 PSI)
REAR: ST205/75R15	345 KPA (50 PSI)
SQUARE NONE	NONE

SEE OWNER'S MANUAL FOR ADDITIONAL INFORMATION

MFG BY: T-CORP INC (USA) ROCK SOLID CARGO DATE OF MFG: 01/2018
 GVWR: 3175 KG (7000 LB)

GAUGE (EACH AXLE)	WITH TUBES	800V AT	COLD
1588 KG (3500 LB)	1100/2000	800 & 80	345 KPA (50 PSI) SINGLE

THIS VEHICLE CONFORMS TO ALL APPLICABLE U.S. FEDERAL MOTOR VEHICLE SAFETY STANDARDS IN EFFECT ON THE DATE OF MANUFACTURE SHOWN ABOVE.

V.I.N.: 7H22E1822D084156 TYPE: TRAILER 7' x 11' x 3'600.8